
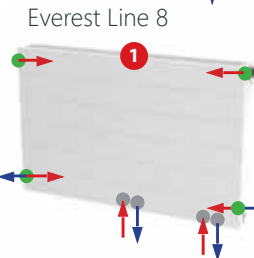

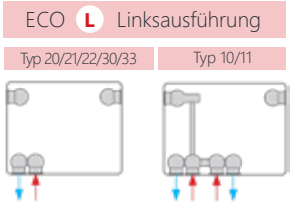
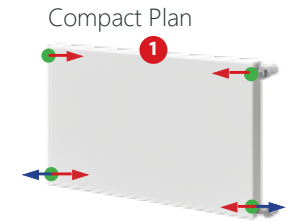
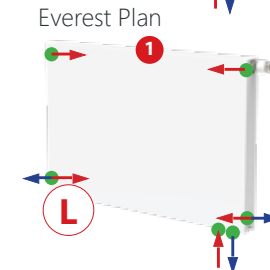
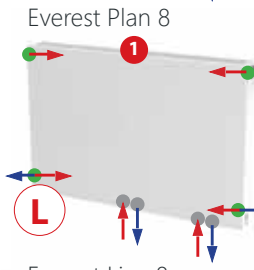
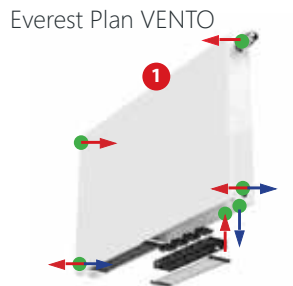

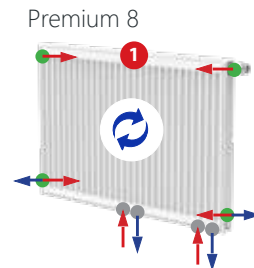



ANSCHLUSSÜBERSICHT HENRAD HORIZONTALHEIZKÖRPER


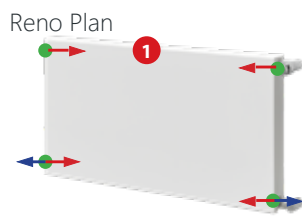
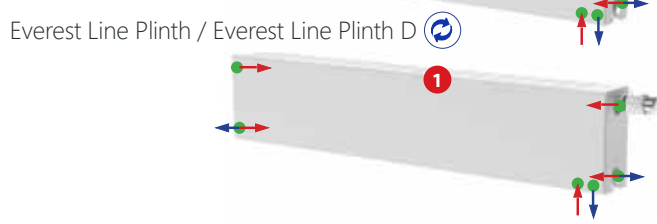
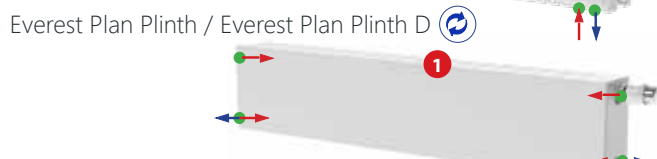




● 1/2" Innengewinde
 ● 3/4" Eurokonus Außengewinde
 drehbar rechts/links
 L Linksausführung verfügbar



Achtung: Die unteren Anschlüsse müssen als Paar genutzt werden und sind nicht kombinierbar mit anderen Anschlüssen.



ÜBERSICHT SONDERHEIZKÖRPER




ÜBERSICHT ABDECKGITTER

R3001 - "Elite"

R3005 - "Flatwire"



R3002 - "Accord"



ANSCHLUSSÜBERSICHT HENRAD VERTIKALHEIZKÖRPER



● 1/2" Innengewinde

● 3/4" Eurokonus Außengewinde

↻ drehbar rechts/links

↻ drehbar oben/unten

Alto Swing



Alto Tango



Alto Slim



Alto Line *



Alto Plan *



Alto *
Vertical Galva *




* Details über die Anschlussvarianten entnehmen Sie bitte der Technischen Dokumentation.

Venice



Verona Vertical



Arno Double



Arno Single



Oceanus

Oceanus CT



Aphrodite

Aphrodite CT



Achtung: bei Vertikalen Heizkörper **entweder** nur den Mittelanschluss **oder** nur die äußeren Anschlüsse verwenden (nicht kombinierbar).